



WEET Technology Company Limited

High Efficiency Rectifiers

HER101 THRU HER108

VOLTAGE RANGE

50 to 1000 Volts

CURRENT

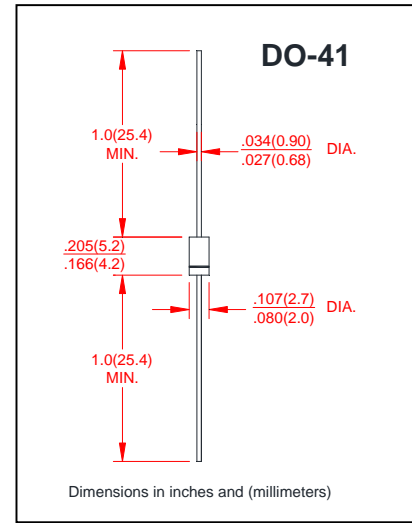
1.0 Ampere

FEATURES

- Low forward voltage drop
- Low leakage current
- High forward surge capability
- High temperature soldering guaranteed
260°C/10 seconds, 0.375" (9.5mm) lead length at 5 lbs (2.3kg) tension

MECHANICAL DATA

- Case: Transfer molded plastic
- Epoxy: UL94V-0 rate flame retardant
- Polarity: Color band denotes cathode end
- Lead: Plated axial lead, solderable per MIL-STD-202E method 208C
- Mounting position: Any



MAXIMUM RATINGS AND ELECTRICAL CHARACTERISTICS

- Ratings at 25°C ambient temperature unless otherwise specified
- Single Phase, half wave, 60Hz, resistive or inductive load
- For capacitive load derate current by 20%

	SYMBOLS	HER 101	HER 102	HER 103	HER 104	HER 105	HER 106	HER 107	HER 108	UNITS
Maximum Repetitive Peak Reverse Voltage	V_{RRM}	50	100	200	300	400	600	800	1000	Volts
Maximum RMS Voltage	V_{RMS}	35	70	140	210	280	420	560	700	Volts
Maximum DC Blocking Voltage	V_{DC}	50	100	200	300	400	600	800	1000	Volts
Maximum Average Forward Rectified Current at $T_A=55^\circ\text{C}$	$I_{(AV)}$	1.0								Amps
Peak Forward Surge Current 8.3ms single half sine-wave superimposed on rated load (JEDEC method)	I_{FSM}	30								Amps
Maximum Instantaneous Forward Voltage at 1.0A	V_F	1.0			1.3		1.7			Volts
Maximum DC Reverse Current at Rated DC Blocking Voltage	$T_A = 25^\circ\text{C}$	5.0								μA
	$T_A = 100^\circ\text{C}$	100								
Maximum Reverse Recovery Time (NOTE 1)	T_{RR}	50				75				nS
Typical Junction Capacitance (NOTE 2)	C_J	15				12				pF
Typical Thermal Resistance (NOTE 3)	$R_{\theta JA}$	50								$^\circ\text{C}/\text{W}$
Operating and Storage Temperature Range	T_J, T_{STG}	-55 to +150								$^\circ\text{C}$

Notes:

- 1.Reverse Recovery Test Conditions: $I_F=0.5\text{A}, I_R=1.0\text{A}, I_{rr}=0.25\text{A}$.
- 2.Measured at 1.0MHz and applied reverse voltage of 4.0 Volts.
- 3.Thermal Resistance thermal Junction to Ambient at .375" (9.5mm) lead length, P.C. board mounted.



WEET Technology Company Limited

High Efficiency Rectifiers

HER101 THRU HER108

VOLTAGE RANGE 50 to 1000 Volts
CURRENT 1.0 Ampere

FIG.1-TYPICAL FORWARD CURRENT DERATING CURVE

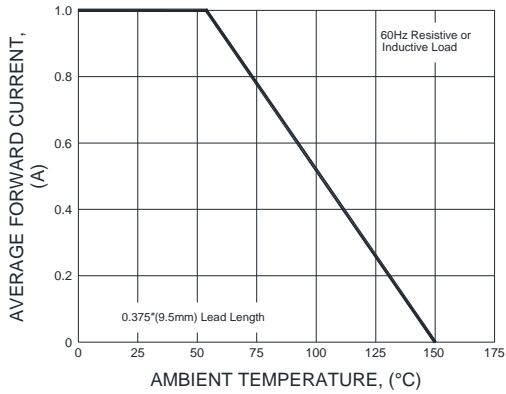


FIG.2-MAXIMUM NON-REPETITIVE PEAK FORWARD SURGE CURRENT

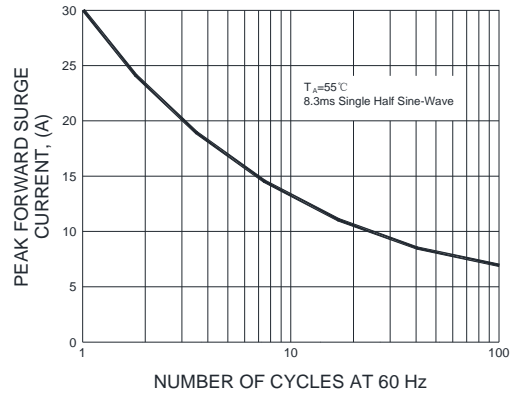


FIG.3-TYPICAL INSTANTANEOUS FORWARD CHARACTERISTICS

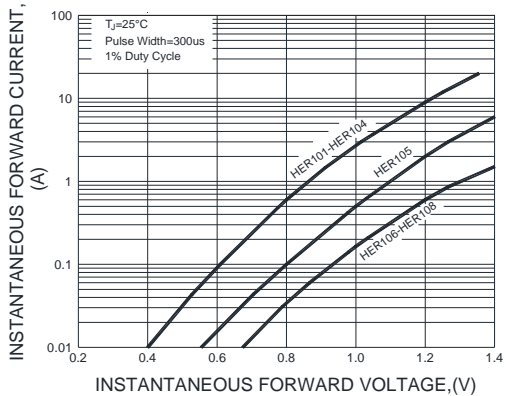


FIG.4-TYPICAL REVERSE CHARACTERISTICS

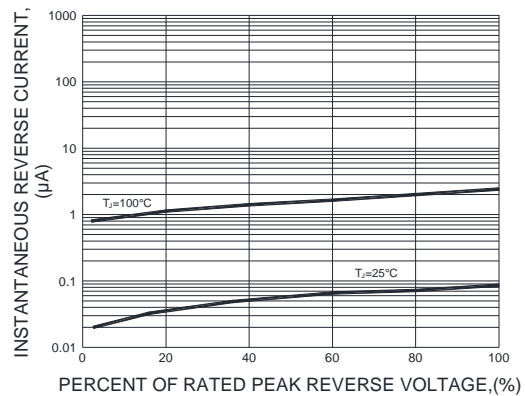


FIG.5-TYPICAL JUNCTION CAPACITANCE

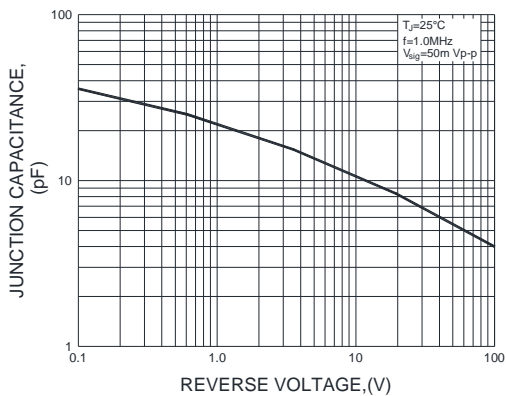
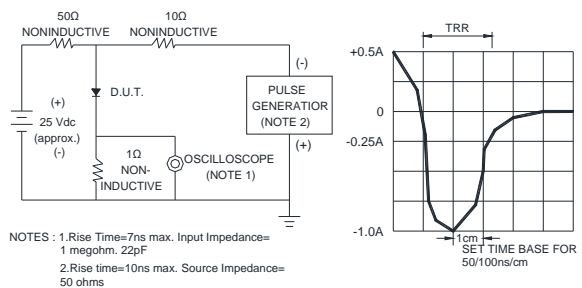


FIG.6-TEST CIRCUIT DIAGRAM AND FORWARD SURGE CURRENT



Note: Specifications are subject to change without notice. For more detail and update, please visit our website.