

SS22F THRU SS2200F

VOLTAGE RANGE 20 to 200 Volts
 CURRENT 2.0 Ampere

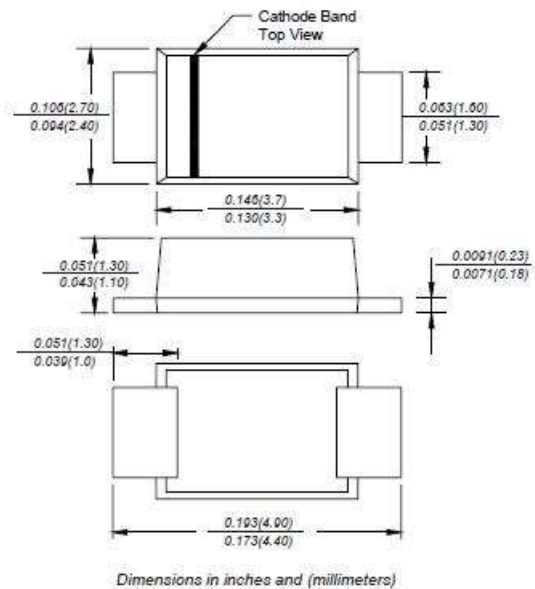
FEATURES

- The plastic package carries Underwriters Laboratory Flammability Classification 94V-0
- For surface mounted applications
- Metal silicon junction, majority carrier conduction
- Low power loss, high efficiency
- Built-in strain relief, ideal for automated placement
- High forward surge current capability
- High temperature soldering guaranteed: 260 C/10 seconds at terminals

MECHANICAL DATA

- Case: SMAF molded plastic body
- Epoxy: UL 94V-0 rate flame retardant
- Lead: Solder plated, solderable per MIL-STD-750 method 2026
- Polarity: Color band denotes cathode end
- Weight: 0.0018 ounce, 0.064 grams

SMAF



MAXIMUM RATINGS AND ELECTRICAL CHARACTERISTICS

- Ratings at 25°C ambient temperature unless otherwise specified.
- Single phase, half wave, 60Hz, resistive or inductive load., For capacitive load derate current by 20%.

TYPE NUMBER	SYMBOLS	SS22F	SS23F	SS24F	SS25F	SS26F	SS28F	SS210F	SS2150F	SS2200F	UNIT	
Maximum Repetitive Peak Reverse Voltage	V_{RRM}	20	30	40	50	60	80	100	150	200	Volts	
Maximum RMS Voltage	V_{RMS}	14	21	28	35	42	56	70	105	140	Volts	
Maximum DC Blocking Voltage	V_{DC}	20	30	40	50	60	80	100	150	200	Volts	
Maximum Average Forward Rectified Current at T_L see figure.1	$I_{(AV)}$	2									Amps	
Peak Forward Surge Current 8.3ms single half sine-wave superimposed on rated load (JEDEC method)	I_{FSM}	50									Amps	
Maximum Instantaneous Forward Voltage @ 2.0A(Note1)	V_F	0.55			0.70			0.85		0.95	Volts	
Maximum DC Reverse Current at rated DC Blocking Voltage per element	$T_A = 25^\circ C$	0.5						0.2			mA	
	$T_A = 100^\circ C$	10				5		2				
Typical junction capacitance (NOTE 1)	C_J	220				180						pF
Typical thermal resistance (NOTE 2)	$R_{\theta JA}$	75										°C/W
Operating Junction Temperature	T_J	(-50 to +125)					(-50 to +150)					°C
Storage Temperature Range	T_{STG}	(-50 to +150)										°C

Notes:

1. Measured at 1MHz and applied reverse voltage of 4.0V D.C.
2. P.C.B. mounted with 0.2x0.2"(5.0x5.0mm) copper pad areas



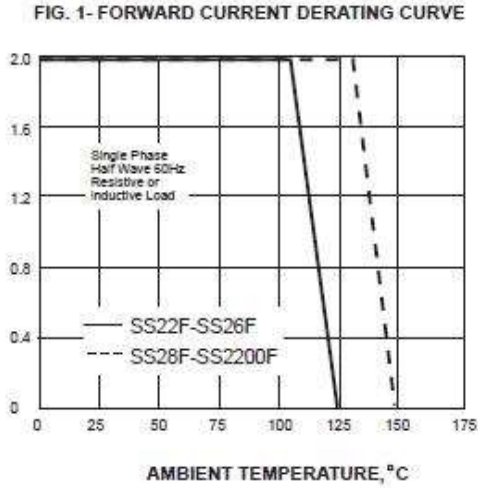
WEET Technology Company Limited

Schottky Barrier Rectifiers

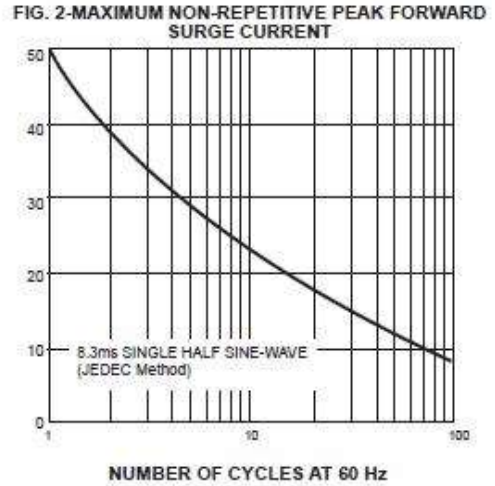
SS22F THRU SS2200F

VOLTAGE RANGE 20 to 200 Volts
CURRENT 2.0 Ampere

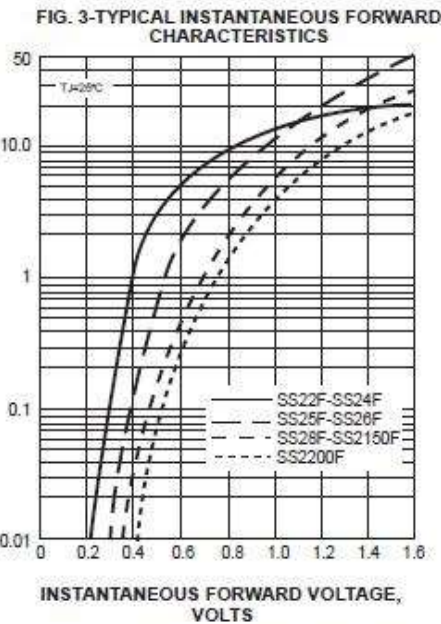
AVERAGE FORWARD RECTIFIED CURRENT, AMPERES



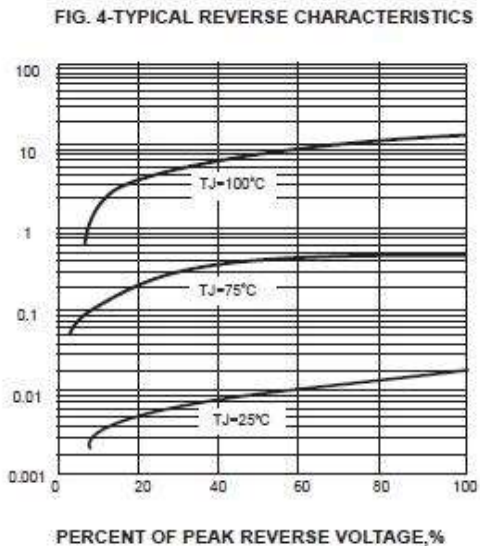
PEAK FORWARD SURGE CURRENT, AMPERES



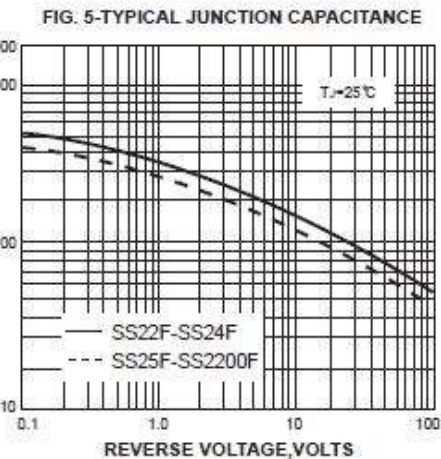
INSTANTANEOUS FORWARD CURRENT, AMPERES



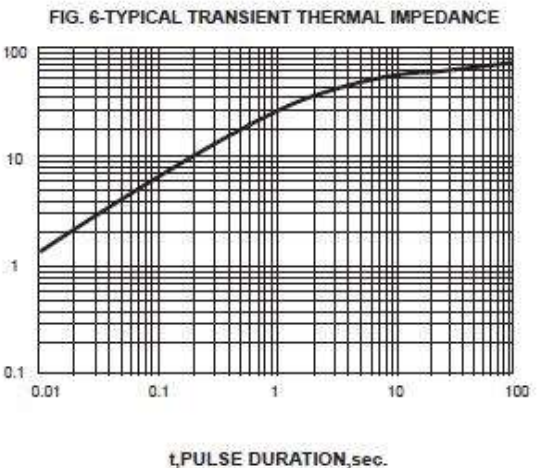
INSTANTANEOUS REVERSE CURRENT, MILLIAMPERES



JUNCTION CAPACITANCE, pF



TRANSIENT THERMAL IMPEDANCE, °C/W



Note: Specifications are subject to change without notice. For more detail and update, please visit our website.